



2007-2008

Louisiana Gaming Control Board



Report to the Louisiana State Legislature



State of Louisiana
Gaming Control Board

BOBBY JINDAL
GOVERNOR

H. CHARLES GUADIN
CHARIMAN

MISSION STATEMENT OF THE
LOUISIANA GAMING CONTROL BOARD

To regulate all gaming activities under its jurisdiction in a manner which instills public confidence and trust that gaming activities are conducted honestly and free from criminal and corruptive elements; to insure the integrity of individual gaming activities by the regulation of persons, practices, associations and activities within the gaming industry.

TABLE OF CONTENTS

Louisiana Gaming Control Board Mission Statement.....	i
Table of Contents	ii
Chairman’s Letter.....	1
Attorney General’s Gaming Division and Louisiana State Police Personnel.....	4
Acknowledgments.....	5
RIVERBOAT.....	7
Riverboat Activity Summary	9
Riverboat Economic Impact Figures	10
DEMOGRAPHIC INFORMATION	13
Riverboat Gaming Compliance Information	14
RIVERBOAT CASINO GAMING -OTHER STATES	15
Select Data-Other States - Riverboat Casinos, Budgetary Information.....	19
Illinois	20
Indiana.....	21
Iowa	22
Mississippi	23
Missouri	24
VIDEO POKER.....	25
Video Poker Franchise Fees by Type.....	27
Video Poker Gaming Data by Parish	28
Video Poker Gaming Data by Classification	30
Distribution of Video Poker Revenue	31
Cumulative Report of Video Poker Activities.....	32
Other States-	
Montana	34
Oregon	34
West Virginia.....	35
LANDBASED CASINO GAMING.....	37
Louisiana	38
Other States-	
Colorado.....	39
Michigan	40
Nevada	41
New Jersey	43
Pennsylvania	44
South Dakota.....	45
LIVE RACING FACILITY PARI-MUTUEL SLOT MACHINE GAMING.....	47
Louisiana	48
Other States-	
Arkansas.....	50
Delaware	51
Florida.....	52
Iowa	53
Maine	54
New Mexico.....	54
New York.....	54
Pennsylvania	55
Rhode Island	56
West Virginia.....	57
INDIAN GAMING	59
Cypress Bayou-Chitimacha.....	60
Grand Casino-Coushatta	60
Paragon-Tunica Biloxi	61
Revenue from Tribal Compacts FY 2005-2006	62



State of Louisiana
Gaming Control Board

BOBBY JINDAL
GOVERNOR

H. CHARLES GAUDIN
CHARIMAN

**Mr. President, Mr. Speaker and
Members of the Louisiana Legislature**

This 11th annual report is submitted in compliance with Revised Statute 27:15 (B)(9)(b), which requires the Louisiana Gaming Control Board to make an annual report to the Legislature regarding the Board's operations and the gaming operations it regulates, riverboat gaming, video poker, racetrack slot machines and various activities at downtown New Orleans Harrah's.

Gaming revenue from these forms of gaming continues to be a substantial part of the Louisiana economy, contributing \$726,366,277 in direct revenue to the state during the fiscal year which ended on June 30, 2007. This was an increase of \$15,770,231 from the previous fiscal year.

Statutes legalizing and regulating gaming were enacted in 1991 by the Legislature and quickly found to be constitutionally valid by a unanimous Louisiana Supreme Court, **Polk v. Edwards**, 626 So. 2d 1128 (La. 1993). The Gaming Control Board was created in 1996. The first Board was appointed by Governor Mike Foster that year.

The Board has nine members who each serve staggered terms of six years, and who are eligible for only one reappointment term. At least one member must be from each of the state's seven congressional districts. Other special requirements are stated in Revised Statute 27:11(B)(b).

The Attorney General is the Board's legal advisor while the Department of Public Safety and Corrections, through the Office of State Police, conducts investigations, audits and enforcement services, all in accord with Revised Statutes 27:15, 19 and 20.

RIVERBOAT CASINOS

Fifteen riverboat casino licenses were authorized by Revised Statute 27:65 in 1991. Currently, only 13 are operational and fee-producing because two boats were destroyed by Hurricane Rita and will not be rebuilt and on line for several more years.

There are now five boats in Shreveport-Bossier, three in Lake Charles, two in East Baton Rouge and one each in Kenner, Harvey and Amelia. They contribute \$383,122,463 in direct revenue to the state and employ about 16,000 workers.

The Shreveport-Bossier market had an adjusted gross revenue of \$752,453,038 for the past fiscal year, an increase from 2005-06 of \$25,192,469 despite strong competition from approximately 100 Indian casinos in Oklahoma. Most of the Shreveport-Bossier patrons are from the Dallas-Forth Worth area. One Oklahoma casino, the WinStar operated by the Chickasaw Nation in Thackerville, is open 24 hours a day and is 74.5 miles from Dallas.

Oklahoma casinos make an estimated \$1.5 billion yearly and this number will rise as the Indian casinos increase in number and improve the quality of their facilities.

The Shreveport-Bossier facilities, and also those in Lake Charles, would definitely be hurt by legalized gambling in Texas. So far, however, Texas has not legalized gaming. Governor Rick Perry and most of that state's legislators are now opposed to gaming but attempts by pro-gaming lobbyists persist.

The Lake Charles market showed an increase in adjusted gross revenue for 2006-07 of \$5,495,501. One of the two boats destroyed by Hurricane Rita is in the development stage and will be relocated in Lake Charles next to L'Auberge du Lac, the number one revenue producing riverboat in the state. Work on the new boat, called Sugarcane Bay, is scheduled to begin this summer.

The other Lake Charles boat lost to Rita is now owned by Pinnacle Entertainment, Inc. Efforts to relocate this facility in East Baton Rouge Parish are in progress. Baton Rouge's existing riverboats, which showed a decrease in revenue during 2006-07, argued in opposing Pinnacle's proposed move that Baton Rouge is a two-riverboat not a three-riverboat market. Nonetheless, Pinnacle's third boat was approved by the Gaming Control Board and East Baton Rouge Council and then by voters in a February 9, 2008 referendum.

The riverboats in Kenner and Harvey derive almost all of their respective patronage from nearby areas and should not be permanently affected by casinos on the Mississippi Gulf coast.

VIDEO POKER

There are 2,361 video poker outlets and 14,308 devices in the 31 parishes which allowed this form of gaming in the local option election on November 5, 2006. These machines are authorized in bars, restaurants, hotels, racetrack off-track betting parlors and in approximately 175 truckstops.

Video poker showed a \$783,604 increase in franchise fees paid to the state in fiscal year 2006-07 compared to 2005-06.

HARRAH'S NEW ORLEANS

The state's only landbased casino reopened in February, 2006 after being closed by Hurricane Katrina for nearly six months. Gaming revenue continues to exceed \$30 million per month.

This is Louisiana's prime gaming destination, complete with a luxury hotel which opened in September, 2006 and an economically developed nearby street (Fulton Street).

In January 2008, revenue reports showed downtown Harrah's gross gaming revenue at \$31,892,354 with \$5,081,967 in fees to the state.

RACETRACK GAMING

Slot machines are in place at four licensed racing facilities, Delta Downs in Vinton, Harrah's Louisiana Downs in Bossier City, Evangeline Downs in Opelousas and The Fair Grounds in New Orleans.

The Fair Grounds, the latest facility to add slots, now has 50 machines in a temporary structure and could go up to 700 slots when a permanent building is constructed.

The racetracks produced \$365,890,642 in fiscal year 2006-07 with \$55,505,610 in fees to the state.

CONCLUSION

Gaming revenues appear to be on an even keel. At least for the next several years, franchise fees and taxes should not decrease and could substantially rise once all 15 fifteen riverboats are operational. Capitol investments in two new riverboats are expected to exceed \$500 million.

The Louisiana gaming industry, however, will continue to be challenged by out-of-state operations. All states except Utah and Hawaii have some form of legalized, regulated gambling.

This report contains limited statistical information on one of the three Indian-owned casinos. Only the Chitimacha tribe in Charenton provides information shown in this and previous reports and for which the Board is appreciative. None of the Indian casinos, however, pay fees directly to the state.

Respectfully submitted:

H. Charles Gaudin, Chairman
Marcia D. Morgan, Vice-Chairman
William D. Lastrapes
Major Claude Mercer
Velma C. Rogers
Ray A. Todd
Rose W. Bromell
Colonel Mike Edmonson
Secretary Cynthia Bridges



ATTORNEY GENERAL'S GAMING DIVISION

James D. "Buddy" Caldwell, Attorney General
John Sinquefield, First Assistant
Leonce Gautreaux, Deputy Director

LOUISIANA STATE POLICE GAMING ENFORCEMENT DIVISION

Colonel Mike Edmonson, Superintendent
Lt. Colonel Genny May, Deputy Superintendent, Bureau of Investigations
Major Mickey McMorris, Commander, Gaming Enforcement Division
Captain Michael Noel, Gaming Licensing Section
Captain Joseph Lentini, Gaming Enforcement Section
Susan Demouy, Director, Gaming Enforcement Audit Section

Lt. James McGuane, Gaming Licensing Section
Lt. Darren Riley, Gaming Licensing Section
Lt. Barry Branton, Gaming Licensing Section
Lt. Glenn Verrett, Gaming Licensing Section
Lt. Rhett Trahan, Gaming Enforcement Section, Indian Gaming
Sgt. Rock Schexnaydre, Gaming Enforcement Section, Baton Rouge Office
Lt. Keith Greene, Gaming Enforcement Section, Lake Charles Field Office
Lt. Joe Ingram, Gaming Enforcement Section, Shreveport Field Office
Lt. Mark Wise, Gaming Enforcement Section, Shreveport Field Office
Lt. John Kistler, Gaming Enforcement Section, New Orleans Field Office



ACKNOWLEDGMENTS

The Board wishes to acknowledge those who made special contributions to the preparation of this report:

Department of Justice, Office of the Attorney General, Gaming Division

Stacy Ghirardi, Paralegal

Leonce Gautreaux, Deputy Director, Gaming Division

James A. Smith, Assistant Attorney General, Indian Gaming

Louisiana State Police

Susan Demouy, Audit Director

Charlotte McGarr, Audit Manager

Jeff Traylor, Audit Manager

Janice Adolph, Audit Supervisor

Donna Jackson, Corporate Securities Audit Supervisor

Robert Tucker, Jr., Accounting Specialist Supervisor

Donna Stevens, Accountant III

Gaming Control Board Staff

Trudy Fuselier, Confidential Assistant

Douglas Allen, Attorney 3

Lana Tramonte, Principal Assistant

Geralyn Coleman, Appeal Docket Clerk


Louisiana Casino Association

Vickie Duty, Executive Assistant

Wade Duty, Executive Director



Riverboat





**LOUISIANA STATE POLICE
 RIVERBOAT GAMING ACTIVITY SUMMARY
 FISCAL YEAR 2006 - 2007**

Licensee	D/B/A and Location	Date of			
		Commencement	Admissions	Total AGR	Fee Remittance
Catfish Queen Partnership in Commendam	Belle of B.R.- Baton Rouge	09/30/94	1,202,882	103,250,792	22,198,920
Belle of Orleans, L.L.C. ¹	Amelia Belle-Amelia	07/07/95	109,866	7,501,022	1,612,720
Grand Palais Riverboat, Inc.	Isle of Capri-Westlake	07/12/96	2,036,489	138,900,790	29,863,670
PNK (SCB) Partnership ²	Sugar Cane Bay-Lake Charles	12/08/93	0	0	0
PNK (Baton Rouge) Partnership ³	Rivière-Baton Rouge	10/24/93	0	0	0
Eldorado Casino Shreveport Joint Venture	Eldorado Casino Resort - Shreveport	12/20/00	3,287,248	144,265,216	31,017,021
Horseshoe Entertainment, L.L.P.	Horseshoe-Bossier City	07/09/94	2,669,843	282,847,987	60,812,317
Louisiana Casino Cruises, Inc	Hollywood-Baton Rouge	12/28/94	1,433,492	139,861,593	30,070,242
Louisiana Riverboat Gaming Partnership	Diamond Jacks-Bossier City	05/20/94	1,953,168	98,889,256	21,261,190
PNK (Bossier City), Inc.	Boomtown-Bossier City	10/04/96	1,732,563	97,455,537	20,952,940
PNK (Harvey), L.P.	Boomtown Casino-Harvey	08/06/94	2,370,420	178,032,344	38,276,954
PNK (Lake Charles), L.L.C.	L'Auberge Du Lac-Lake Charles	05/23/05	4,736,290	308,847,220	66,402,152
Red River Entertainment of Shreveport Partnership in Commendam	Sam's Town-Shreveport	05/20/04	2,014,043	128,995,042	27,733,934
St. Charles Gaming Company, Inc.	Isle of Capri-Westlake	07/29/95	774,204	32,397,904	6,965,549
Treasure Chest Casino, L.L.C.	Treasure Chest-Kenner	09/05/94	1,164,737	120,720,241	25,954,852
TOTALS			25,485,245	\$ 1,781,964,944	\$ 383,122,463

Source: LOUISIANA STATE POLICE (Gaming Audit Section)

¹ Relocated to St. Mary Parish from its original berth site on Lake Pontchartrain in Orleans Parish

² Formerly Harrah's Lake Charles, L.L.C. acquired by Pinnacle Entertainment, Inc.; currently in construction stage with anticipated opening in Fall, 2009

³ Formerly Harrah's Star Partnership acquired by Pinnacle Entertainment, Inc.; currently in development stage with anticipated opening in Summer, 2010



**LOUISIANA RIVERBOAT CASINO INDUSTRY
 ECONOMIC IMPACT FIGURES FY 2006-2007**

License	Amelia Belle	Belle of Baton Rouge	Boomtown	Boomtown	Hollywood Casino	Sugar Cane Bay	Rivière	Eldorado Casino	L'Auberge Du Lac
	(5)	(6)			(7)	(8)	(9)	(10)	
Location	Amelia	Baton Rouge	Harvey	Bossier City	Baton Rouge	Lake Charles	Baton Rouge	Bossier City	Lake Charles
Start Date	Jul-95	Aug. - 94	Aug. - 94	Oct. - 96	Dec. - 94	Dec. - 93	Dec. - 93	Dec. - 00	5-May
State franchise tax 21.5%	1,612,720	\$ 22,198,920	\$ 38,276,954	\$ 20,952,940	\$ 30,070,242	(8)	(9)	\$ 31,017,021	\$ 66,042,152
Local fees	750,000	\$ 3,007,120	\$ 10,681,706	\$ 5,065,939	\$ 3,584,515	(8)	(9)	\$ 5,931,388	\$ 5,000,000
Property taxes	50,000	\$ 1,325,493	\$ 642,538	\$ 2,015,540	\$ 735,324	(8)	(9)	\$ 2,732,287	\$ 4,523,498
Payroll(includes tips)	2,759,664	\$ 16,963,365	\$ 22,450,241	\$ 23,345,998	\$ 20,370,850	(8)	(9)	\$ 32,437,483	\$ 60,528,781
Benefits (1)	316,322	\$ 4,410,475	\$ 5,877,470	\$ 6,334,984	\$ 4,956,809	(8)	(9)	\$ 6,619,889	\$ 17,335,470
Employment (F/T)	467	879	771	841	756	(8)	(9)	1,440	1,613
Employment (fites)	365	923	690	732	662	(8)	(9)	1,190	1,793
Procurement (total (2))	43,613,159	\$ 9,229,773	\$ 29,288,645	\$ 60,921,389	\$ 11,954,043	(8)	(9)	\$ 30,168,750	\$ 85,645,601
Minority	476,570	624,692	4,229,722	2,095,351	1,358,897	(8)	(9)	5,506,821	\$ 12,569,814
Woman	419,110	1,934,172	7,407,065	4,238,761	2,670,653	(8)	(9)	6,177,931	\$ 28,277,319
Capital investments/improvements 06 -07	50,798,381	\$ 251,733	\$ 2,604,526	\$ 2,792,146	\$ 8,192,359	(8)	(9)	\$ 4,216,243	\$ 33,211,847
Capital investments/improvements cumulative	50,798,381	\$ 78,203,111	\$ 113,375,902	\$ 141,821,054	\$ 98,251,875	(8)	(9)	\$ 212,043,366	\$ 372,021,984
Charitable contributions 2006 - 2007	1,715	\$ 78,235	\$ 8,535	\$ 103,776	\$ 226,387	(8)	(9)	\$ 247,505	\$ 739,520
Charitable contributions cumulative	1,715	\$ 1,169,550	\$ 1,822,208	\$ 2,395,939	\$ 2,691,208	(8)	(9)	\$ 1,073,645	\$ 788,545
Development plans	200,000	\$ 7,000,000	0	103,766	\$ 13,542,717	(8)	(9)	0	\$ 55,000,000
Admissions	110,037	1,202,882	2,370,420	1,729,302	1,433,492	(8)	(9)	3,287,248	4,736,300
Percentage of Visitors (3)	2.7%	7.2%	10%	82%	15%	(8)	(9)	84%	86%
Estimate of visitors	2,971	86,607	237,420	1,418,028	215,024	(8)	(9)	2,761,288	4,073,218
Visitors spending (4)	148,550	\$ 4,330,375	\$ 11,852,100	\$ 70,901,382	\$ 10,751,190	(8)	(9)	\$ 138,064,416	\$ 203,660,900

- (1) Estimated, from previous studies to be 26% of payroll
- (2) Excludes gaming equipment
- (3) Percentage of patrons who originate from more than 150 miles or from another state
- (4) Studies indicate a visitor spends up to \$150/day on meals, lodging, transportation and retail. For the purpose of this survey, the Casino Association conservatively calculates a visitor spends \$50/day
- (5) Former Bally's vessel purchased by Columbia Sussex June 2005
- (6) Former Argosy Casino, purchased by Columbia Sussex October 2005
- (7) Former Casino Rouge, name changed February 2007
- (8) Former Harrah's Lake Charles purchased by Pinnacle August, 2006; anticipated opening in Fall, 2009
- (9) Former Harrah's Star Partnership purchased by Pinnacle August, 2006; anticipated opening in Summer, 2010
- (10) Former Hollywood Casino, purchased by Eldorado Resorts July 2005
- (11) Former Isle of Capri Casino, purchased by Legends Gaming July 2006

Source: Louisiana Casino Association



LOUISIANA RIVERBOAT CASINO INDUSTRY
 ECONOMIC IMPACT FIGURES FY 2005-2006

Licensee	Horseshoe	Diamond Jacks	Isle/Grand Palais	Isle/St. Charles	Treasure Chest	Sam's Town	Totals
		(11)					
Location	Bossier City	Bossier City	Lake Charles	Lake Charles	Kenner	Shreveport	
Start Date	Jul-94	May-94	Jul-96	Jul-95	Sept. - 94	May-04	
State franchise (18.5 to 21.5) (5)	\$ 60,182,317	\$ 21,261,190	\$ 29,863,670	\$ 6,965,549	\$ 25,954,852	\$ 27,733,934	\$ 382,132,462
Local fees	\$ 12,749,161	\$ 5,115,298	\$ 6,431,062	\$ 1,883,391	\$ 5,126,956	\$ 6,169,008	\$ 71,495,544
Property taxes	\$ 3,587,290	\$ 1,972,373	\$ 376,311	\$ 1,429,871	\$ 519,294	\$ 3,604,087	\$ 23,513,906
Payroll(includes tips)	\$ 66,741,484	\$ 21,206,565	\$ 10,444,516	\$ 29,726,700	\$ 19,175,060	\$ 30,941,025	\$ 380,541,973
Benefits (1)	\$ 21,034,151	\$ 6,534,178	\$ 3,225,032	\$ 9,178,938	\$ 6,085,919	\$ 11,157,744	\$ 103,067,381
Employment (F/T)	2,168	1,194	355	1,010	614	1,101	13,209
Employment (ftes)	1,812	974	306	872	581	997	11,897
Procurement (total (2))	\$ 48,674,733	\$ 20,435,061	\$ 18,404,390	\$ 43,707,181	\$ 12,922,536	\$ 27,823,671	\$ 442,788,932
Minority	\$ 10,646,347	\$ 2,253,944	\$ 1,443,523	\$ 2,206,149	\$ 645,628	\$ 3,336,762	\$ 47,394,220
Woman	\$ 12,879,668	\$ 4,420,690	\$ 970,767	\$ 6,324,370	\$ 2,692,389	\$ 5,578,528	\$ 83,991,423
Capital investments/improvements 06 -07	\$ 8,835,010	\$ 6,038,363	\$ 3,472,917	\$ 5,576,323	\$ 6,444,775	\$ 3,070,922	\$ 135,505,545
Capital investments/improvements cumulative	\$ 276,925,873	\$ 199,483,275	\$ 71,719,011	\$ 154,379,797	\$ 166,730,043	\$264,804,126	\$ 2,200,557,798
Charitable contributions 2005 - 2006	\$ 176,346	\$ 142,646	\$ 11,362	\$ 133,629	\$ 15,249	\$ 27,075	\$ 1,911,970
Charitable contributions cumulative	\$ 7,252,040	\$ 4,011,160	\$ 587,696	\$ 3,460,728	\$ 2,944,556	\$ 4,400,221	\$ 32,599,211
Development plans	\$ 3,488,377	\$ 7,000,000	\$ 1,739,000	\$ 7,975,000	\$ 4,200,000	\$ 6,500,000	\$ 106,748,860
Admissions	2,664,110	1,937,165	2,036,489	774,204	1,164,767	2,014,043	25,460,459
Percentage of Visitors (3)	85%	81%	83%	83%	12.97%	83%	65.90%
Estimate of visitors	2,264,494	1,569,104	1,690,285	642,589	151,070	1,671,655	16,783,763
Visitors spending (4)	\$ 113,224,675	\$ 78,455,183	\$ 84,514,293	\$ 32,129,466	\$ 7,553,514	\$ 83,582,785	\$ 839,188,166

(1) estimated, from previous studies to be 26% of payroll

(2) Excludes gaming equipment

(3) Percentage of patrons who originate from more than 150 miles or from another state

(4) Studies indicate a visitor spends up to \$150/day on meals, lodging, transportation and retail. For the purpose of this survey, the Casino Association conservatively calculates a visitor spends \$50/day

(11) Former Isle of Capri Casino, purchased by Legends Gaming July 2006

Source: Louisiana Casino Association

Demographics





RIVERBOAT GAMING CALENDAR YEAR 2007

LICENSEE	D/B/A and LOCATION	TOTAL PAYROLL				
		Total Payroll	Total Employed*	Louisiana Residents*	Minorities*	Female*
Belle of Orleans, L.L.C.	Amelia Belle Casino – Amelia	\$ 12,576,032	427	422	272	293
Catfish Queen Partnership in Commendam	Argosy Casino-Baton Rouge	17,092,237	885	878	647	498
Grand Palais Riverboat, Inc.	Isle of Capri-Westlake	7,519,513	341	329	173	189
PNK (Sugar Cane Bay) L.L.C. (1)	Sugar Cane Bay-Lake Charles	(1)	0	0	0	0
PNK (Baton Rouge) Partnership (2)	Rivière-Baton Rouge	(2)	0	0	0	0
Eldorado Casino Shreveport	Eldorado Casino Resort-Shreveport	27,345,949	1428	1412	964	887
Horseshoe Entertainment, L.L.P.	Horseshoe-Bossier City	43,567,469	2069	2042	1322	1158
Louisiana Casino Cruises, Inc.	Hollywood Casino Rouge-Baton Rouge	11,089,831	746	738	489	387
Louisiana Riverboat Gaming Partnership	Diamond Jacks -Bossier City	20,641,347	1152	1138	854	692
PNK (Bossier City), Inc.	Boomtown-Bossier City	28,269,856	815	804	535	496
PNK (Harvey), L.P.	Boomtown Casino-Harvey	19,183,219	828	819	455	469
PNK (Lake Charles), L.L.C.	L'Auberge Du Lac-Lake Charles	89,097,263	2564	2450	1179	1437
Red River Entertainment of Shreveport Partnership in Commendam	Sam's Town-Shreveport	25,695,767	1274	1250	898	755
St. Charles Gaming Company, Inc.	Isle of Capri-Westlake	21,870,685	1036	1010	560	558
Treasure Chest Casino, L.L.C.	Treasure Chest-Kenner	15,201,477	703	698	357	364
TOTAL		\$ 339,150,645	14,268	13,990	8,705	8,183

* Averages over calendar year

(1) Statistics were not reported because of property closure due to Hurricane Rita; property currently in construction phase
 (2) Statistics were not reported because of property closure due to Hurricane Rita; property in development stage

Dollar figure amounts are rounded to the nearest dollar

Source: Louisiana Attorney General's Office, Quarterly Compliance Reports




RIVERBOAT GAMING CALENDAR YEAR 2007

LICENSEE	D/B/A and LOCATION	TOTAL PROCUREMENT		
		Louisiana Owned	Minorities	Female
Belle of Orleans, L.L.C.	Amelia Belle Casino – Amelia	\$ 8,193,457	\$ 604,611	\$ 634,565
Catfish Queen Partnership in Commendam	Belle of Baton Rouge-Baton Rouge	3,702,453	620,195	1,900,985
Grand Palais Riverboat, Inc.	Isle of Capri-Westlake	2,197,538	1,129,940	663,021
PNK (Sugar Cane Bay), L.L.C. (1)	Sugar Cane Bay-Lake Charles	0	0	0
PNK (Baton Rouge) Partnership (2)	Rivière-Baton Rouge	0	0	0
Eldorado Casino Shreveport	Eldorado Resort Casino-Shreveport	17,085,063	5,213,298	5,999,111
Horseshoe Entertainment, L.L.P.	Horseshoe-Bossier City	23,312,784	8,649,219	11,448,818
Louisiana Casino Cruises, Inc.	Hollywood Casino Rouge-Baton Rouge	9,803,685	1,343,716	2,224,104
Louisiana Riverboat Gaming Partnership	Diamond Jacks-Bossier City	11,213,900	2,338,318	3,399,387
PNK (Bossier), Inc.	Boomtown-Bossier City	9,344,854	1,658,143	4,986,689
PNK (Harvey), L.P.	Boomtown Casino-Harvey	17,449,763	4,107,727	6,976,761
PNK (Lake Charles), L.L.C.	L' Auberge Du Lac-Lake Charles	64,250,856	14,579,788	28,889,487
Red River Entertainment of Shreveport Partnership in Commendam	Sam's Town -Shreveport	13,088,673	3,524,236	6,504,268
St. Charles Gaming Company, Inc.	Isle of Capri-Westlake	17,719,425	2,725,616	4,925,823
Treasure Chest Casino, L.L.C.	Treasure Chest-Kenner	8,168,296	480,395	3,187,516
TOTAL		\$ 205,530,747	\$ 46,975,202	\$ 81,740,535

(1) Statistics were not reported because of property closure due to Hurricane Rita; property currently in construction phase.
 (2) Statistics were not reported because of property closure due to Hurricane Rita; property in development stage

Dollar figure amounts are rounded to the nearest dollar.
 Source: Louisiana Attorney General's Office, Quarterly Compliance Reports

Other States' Riverboats





RIVERBOAT SELECT DATA COMPARISON - OTHER STATES

	Illinois FY 2007	Indiana FY 2007	Iowa FY 2007	Missouri FY 2007	Mississippi FY 2007	Louisiana FY 2007
Number of Vessels	10 (9 in operation)	11	14	11	28	15 (13 in operation)
Casino Type	Dockside	Dockside	Dockside/Cruise	Dockside	Dockside	Dockside
AGR	\$ 1,958,071,988	\$ 2,642,350,836	\$ 860,076,528	\$ 1,599,686,340	\$ 2,808,924,601	\$ 1,781,964,944
State Gaming Taxes	\$ 637,091,373	\$ 851,480,687*	\$ 166,634,970	\$ 340,150,844	\$ 221,846,915	\$ 383,122,463
Local Taxes or Fees	\$ 114,161,240		\$ 8,600,766	\$ 47,019,229	\$ 110,438,573	\$71,495,544
Total Employees	8,422	15,672	9,400*	10,763	30,970	14,545
Total Square Footage	285,035	573,492	359,438	699,800	1,276,512	415,000
Total Admissions	16,257,640	27,537,337	15,085,924	51,184,970	38,472,687	25,485,245
Tax Rate and/or Admission Charges:	Graduated % of AGR 15.% 0 to \$ 25 M 22.5% \$25. to \$ 50 M 27.5% \$50. to \$75 M 32.5% 75 to \$ 100 M 37.5% \$100. to \$150 M 45% \$150. to \$200 M 50% over \$200 M Admission Tax Rates \$3 or \$4 per admission based on previous calendar year admission total; less than 1M = \$3 over 1M = \$4	Graduated % of AGR 15% \$ 0 - \$25 M 20% \$25 - \$50 M 25% \$50 - \$75 M 30% \$75-\$150 M 35% over \$150 M \$ 3.00 per admission	State Gaming Tax Rate: 5% \$ 0 - \$1 M 10% \$ 1 M - \$3 M 22% over \$3 M * Approximate	20% of AGR & \$ 2.00 per admission (\$1.00 to state and \$1.00 to local government.)	8% of AGR & 4% to local governments Mississippi does not track, tax or charge admission fees. Patron data is gathered through a quarterly survey.	21.5 % of AGR

*These figures represent revenues received by state & local agencies calculated from information provided.

AGR = ADJUSTED GROSS REVENUE



ILLINOIS GAMING BOARD

101 West Jefferson
 Springfield, Illinois 62702
 Phone: (217) 524--0226

Budget Officer: Kathy Spain
 RIVERBOAT GAMING

ILLINOIS DEPARTMENT OF REVENUE

West 101 West Jefferson
 Springfield, Illinois 62702
 Phone: (217) 782-7288

Budget Officer: Mark Lewis 101
 CHARITABLE GAMES/BINGO

The following data reflects employment and budgetary information for Riverboat Gaming, which is regulated by the Illinois Gaming Board and Charitable Bingo, which is regulated by the Illinois Department of Revenue. The data sources are the Illinois Gaming Board's fiscal year end report and the Illinois Department of Revenue's budget office.

TOTAL OPERATING BUDGET

Riverboat Gaming FY 07	\$ 18.7 million
Estimated FY 08	\$ 18.7 million
Charitable Games/Bingo FY 07	\$ 0.49 million
Estimated FY 08	\$ 0.55 million

SOURCE OF FUNDING

Riverboat Gaming: The Riverboat Gaming operating budget is appropriated by the Illinois State Legislature from the State Gaming Fund.

Charitable Games/Bingo: The Charitable Gaming operating budget is allocated from a self-supporting special fund generated by investigative and licensing fees.

EXPENDITURES ON SALARIES

Riverboat Gaming: The Illinois Gaming Board has a cooperative relationship with the Illinois State Police. State Police Officers or revenue special agents are required to be stationed on-board the riverboats. Their salaries are not included below.

Total Personal Services (salaries only) - FY 07	\$ 6.5 million
Estimated FY 08	\$ 8.7 million

Charitable Games/Bingo:	
Total Personal Services - FY 07	\$ 0.49 million
Estimated FY 08	\$ 0.55 million

ALLOCATION OF EMPLOYEES

Riverboat Gaming – FY 07	77
Illinois State Police	63
Charitable Games/Bingo – FY 07	7

ALLOCATION BY DEPARTMENTS

Riverboat Gaming: Law Enforcement	99
Administration	36
Attorneys	5

Charitable Games/Bingo Not Available



INDIANA GAMING COMMISSION

South Tower, Suite 950
 115 W. Washington Street
 Indianapolis, Indiana 46204-3408
 Phone: (317) 233-0046

Executive Director: Ernest E. Yelton
 Controller: Kendra Nigg

The following data reflects employment, budgetary and regulatory information for the Indiana Gaming Commission. The data source is the 2006 Indiana Gaming Commission Summary of Appropriations.

COMMISSION OPERATING BUDGET

FY 2006	\$ 2,823,659
FY 2007	\$ 2,825,232

IGC Investigations * OPERATING BUDGET

FY 2006	\$ 1,329,450
FY 2007	\$ 1,329,450

SOURCES OF FUNDING

The Indiana Gaming Commission's funding is appropriated from Wagering Taxes.

EXPENDITURES ON SALARIES

SALARIES EXPENDITURE (BUDGETED) - INDIANA GAMING COMMISSION*

FY 2006	\$ 2,134,159
FY 2007	\$ 2,135,732

SALARIES EXPENDITURE (BUDGETED) - IGC Investigations*

FY 2006	\$ 875,000
FY 2007	\$ 875,000

ALLOCATION OF EMPLOYEES

Indiana Gaming Commission	33
IGC Investigations *	10

* Effective October 2005 , IGC created a new investigation section of gaming agents. This section replaced the background investigation unit operated by the Indiana State Police.

* Effective October 2005, IGC created a new investigation section of gaming agents. This section replaced the background investigation unit operated by the Indiana State Police.



IOWA RACING AND GAMING COMMISSION

Administrator: Jack Ketterer

717 East Court Ave., Suite B
Des Moines, Iowa 50309
Phone: (515) 281-7352
Fax: (515) 242-6560

The following data reflects employment and budgetary information for the Iowa Racing and Gaming Commission which regulates Riverboat Gaming and Pari-mutuel Track Racing. The data source is the Iowa Racing and Gaming Commission's Riverboat Revenue Report.

TOTAL OPERATING BUDGET

Riverboat Gaming FY 07 \$ 3,199,550

SOURCE OF FUNDING

The Riverboat Gaming Operations budget is allocated from the State General Fund. However, riverboats must reimburse the Commission on a pro rata basis for law enforcement services of agents assigned to the facility. Regulatory fees are contributed to the Gaming General Fund to support the operation's budget.

EXPENDITURES ON SALARIES

Expenditures on Salaries FY 07 \$ 2,364,046

ALLOCATION OF EMPLOYEES

43.22 Full Time Equivalent Employees



MISSISSIPPI GAMING COMMISSION

P.O. Box 23577
 Jackson, Mississippi 39225
 Phone: (601) 576-3800
 Fax: (601) 576-3810

Budget Officer: Shelly LeGrand

Staff Officer: Patsy Knowles
 Executive Division

The following data reflects employment and budgetary information for the Mississippi Gaming Commission. The data source is the Mississippi Gaming Commission's Budget Request for FY 2007.

TOTAL OPERATING BUDGET

FY 07	\$ 9,967,985
(Appropriated) FY 08	\$ 10,573,416

SOURCES OF FUNDING

Mississippi gaming operations are supported by general fund appropriations and specially dedicated funds generated through enforcement, investigations and other fees. Amounts contributed to the budget from special and general funds are shown below.

FY 07	
State Appropriations	\$ 3,787,091
Charitable Gaming	\$ 1,200,000
Investigation/Other Fees	\$ 4,980,894
FY 08 (Estimated)	
State Appropriations	\$ 3,780,781
Charitable Gaming	\$ 1,200,000
Investigation/Other Fees	\$ 5,592,705

EXPENDITURES ON SALARIES

The Mississippi Gaming Commission has a cooperative relationship with the Mississippi Highway Patrol. However, the Mississippi Gaming Commission performs all regulatory and law enforcement functions for casinos and bingo halls. The State Tax Commission also has authority over casinos for tax collection purposes.

Total Salary Expenditure FY 07	\$ 6,973,840
(Recommended) Expenditure FY 08	\$ 7,278,824

ALLOCATION OF EMPLOYEES

Total Number FY 07	135
--------------------	-----

ALLOCATION BY DEPARTMENT

Charitable Gaming	14
Enforcement	56
Investigations	23
Others	42



MISSOURI GAMING COMMISSION

Deputy Director of Administration: Alden Henrickson

3417 Knipp Drive
 Jefferson City, MO 65102
 Phone: (573) 526-4080

The following data reflects employment and budgetary information for the Missouri Gaming Commission which regulates Charitable Bingo and Riverboat Gaming. The data source is the Missouri Gaming Commission's Annual Report.

TOTAL OPERATING BUDGET

FY 2007 Total	
Personal Services including fringe benefits	\$ 16,106,773
Expense and Equipment	\$ 1,981,115
Total Expended	\$ 18,087,888
Full Time Equivalent Employees	229
FY 2008 Budget	
Personal Services including fringe benefits	\$ 20,173,769
Expense and Equipment	\$ 2,003,115
Total Budgeted	\$ 22,176,884
Full Time Equivalent Employees	217


SOURCE OF FUNDING

Riverboat and Charitable Gaming operating funds are allocated through the state gaming commission fund upon recommendation of the Governor and approval of the Legislature. Funding sources for the Missouri Gaming Commission fund include licensing, admission, and other fees and reimbursable costs.

EXPENDITURES ON SALARIES

The Missouri Gaming Commission is assigned to the Missouri Department of Public Safety for budget purposes only. The Gaming Commission has a signed Memorandum of Understanding (MOU) with the Highway Patrol whose officers provide enforcement and regulatory services. The officers' salaries are paid by the Commission.

Video Poker





**FRANCHISE FEES BY TYPE
 FY 2006 - 2007**

TYPE OF LOCATION	NO. OF VGD'S	NO. OF LOCATIONS	DOLLARS IN	DOLLARS OUT	NET DEVICE REVENUE	FRANCHISE FEES
BARS & LOUNGES	3,894	1,296	\$ 373,252,431	\$ 225,819,738	\$ 147,432,693	\$ 38,332,667
RESTAURANTS	2,725	913	202,956,036	123,694,622	79,261,413	20,608,075
HOTELS	101	16	7,753,031	5,093,318	2,659,713	691,529
RACE TRACKS & OTBs	814	10	102,032,044	64,448,522	37,583,522	8,456,305
TRUCK STOPS	6,480	170	1,146,857,434	729,068,846	417,788,588	135,781,385
TOTALS	14,014	2,405	\$ 1,832,850,975	\$1,176,683,984	\$ 684,725,930	\$ 203,869,961

APPLICATION FEES	846,100
RENEWAL FEES	223,800
DEVICE OPERATION FEES	8,452,718
CIVIL PENALTIES & INTEREST	247,995
PROCESSING FEES	705,800
TOTAL	\$ 10,476,413
TOTAL FEES COLLECTED	\$ 214,346,374

Numbers are rounded to the nearest whole dollar amount.



**VIDEO GAMING DATA BY PARISH
FY 2006 – 2007**

Parish	Locations	Devices	Dollars In	Dollars Out	Net Device Revenue	Franchise Fees	Local Share	State Share
Acadia	56	489	\$ 66,076,385	\$ 42,907,022	\$ 23,169,364	\$ 7,329,864	\$ 1,676,861	\$ 5,653,003
Assumption	33	164	14,780,307	9,240,739	5,539,568	1,664,970	384,882	1,280,088
Avoyelles	30	154	17,071,571	10,474,925	6,596,646	2,022,723	455,228	1,567,495
Bossier	73	325	27,951,703	16,938,389	11,013,314	3,214,179	734,084	2,480,094
Caddo	153	819	82,445,432	49,383,783	33,061,649	9,859,317	2,241,832	7,617,485
Calcasieu	127	993	125,643,525	80,144,120	45,499,405	14,236,741	3,248,891	10,987,850
Cameron	5	15	586,821	346,358	240,463	62,521	14,316	48,204
Desoto	10	246	23,732,433	15,337,556	8,394,876	2,705,303	625,969	2,079,333
East Carroll	6	18	2,501,246	1,454,988	1,046,258	272,028	61,955	210,074
Iberville	43	275	43,083,132	26,694,120	16,389,013	5,142,039	1,160,571	3,981,469
Jefferson	537	2,073	288,841,630	175,564,034	113,277,596	29,300,861	6,556,178	22,744,682
Jefferson Davis	22	153	18,955,774	12,316,837	6,638,936	2,055,673	469,097	1,586,577
Lafourche	126	603	104,900,546	67,222,661	37,677,885	11,520,588	2,649,382	8,871,206
Madison	23	254	37,182,787	22,688,164	14,494,623	4,635,921	1,062,775	3,573,146
Orleans	354	1,364	139,351,110	84,328,968	55,022,142	15,486,863	3,598,106	11,888,757
Plaquemines	25	117	17,672,066	10,779,990	6,892,076	2,043,755	463,164	1,580,591



LOUISIANA GAMING CONTROL BOARD
 REPORT TO THE LOUISIANA STATE LEGISLATURE
 2007-2008

Parish	Locations	Devices	Dollars In	Dollars Out	Net Device Revenue	Franchise Fees	Local Share	State Share
Pointe Coupee	40	219	18,310,920	11,430,415	6,880,505	2,109,989	483,759	1,626,230
Red River	11	102	14,967,502	9,859,657	5,107,845	1,584,829	367,318	1,217,511
St. Bernard	42	207	36,092,836	22,349,585	13,743,251	4,081,575	957,302	3,124,273
St. Charles	49	242	33,004,656	20,557,102	12,447,555	3,767,813	844,256	2,923,558
St. Helena	20	382	74,046,400	46,230,442	27,815,958	8,994,881	2,044,768	6,950,113
St. James	25	313	49,969,074	32,392,345	17,576,730	5,634,770	1,295,804	4,338,967
St. John	46	346	52,350,081	32,902,709	19,447,372	5,714,046	1,300,475	4,413,571
St. Landry	96	624	58,014,213	37,280,685	20,733,528	6,151,478	1,402,575	4,748,903
St. Martin	100	922	129,382,761	84,610,700	44,772,061	14,057,656	3,289,811	10,767,845
St. Mary	74	429	55,014,661	34,763,367	20,251,294	6,189,986	1,399,710	4,790,276
Tensas	15	45	4,092,989	2,521,694	1,571,296	408,539	93,171	315,368
Terrebonne	167	993	146,501,650	93,276,755	53,224,896	15,957,329	3,645,359	12,311,971
Webster	27	384	42,257,911	26,457,998	15,799,913	5,034,640	1,159,119	3,875,520
West Baton Rouge	47	609	96,267,695	60,516,872	35,750,823	11,199,371	2,537,910	8,661,461
West Feliciana	21	135	11,801,159	7,152,066	4,649,093	1,429,711	330,408	1,099,303
TOTALS	2,403	14,014	\$1,832,850,975	\$1,148,125,045	\$684,725,930	\$203,869,961	\$46,555,036	\$157,314,925

The 31 parishes listed above voted to continue video poker on November 5, 1996.
 Figures are rounded to the nearest whole dollar amount.

Source: Louisiana State Police (Video Gaming Division) and State Treasurer



**VIDEO GAMING DATA BY CLASSIFICATION
 FY 2006 - 2007**

Video gaming devices are classified into five (5) different types according to the establishment in which the devices are located. The amount of the franchise fee is based on a percentage of net gaming proceeds according to the following table:

<u>Type</u>	<u>Description</u>	<u>Franchise Fee %</u>
1	Bars and Lounges	26.0%
2	Restaurants	26.0%
3	Hotels/Motels	26.0%
4	Racetracks & OTB's	22.5%
5	Truck Stops	32.5%

Dollar amounts below represent the entire fiscal year and the number of devices and establishments as of June 30, 2006.

<u>TYPE</u>	<u>NET GAMING PROCEEDS</u>	<u>FRANCHISE FEES</u>	<u>DEVICES</u>	<u>ESTABLISHMENTS</u>
1	\$ 147,432,693	\$ 38,332,648	3,764	1,252
2	79,261,413	20,608,061	2,657	893
3	2,659,713	691,529	98	15
4	37,583,522	8,456,305	814	10
5	417,788,588	135,781,379	6,618	170
TOTAL	\$ 684,725,930	\$ 203,869,921	13,951	2,340

Figures are rounded to the nearest whole dollar amount.

Source: LOUISIANA STATE POLICE (Video Gaming Division)



**DISTRIBUTION OF VIDEO POKER REVENUE
FY 2006 - 2007**

RECEIPTS

Franchise Fees	\$ 203,869,961
Other Fees and Penalties	<u>10,476,413</u>
TOTAL COLLECTED	\$ 214,346,374

EXPENDITURES

District Attorneys & Asst. District Attorneys	\$ 5,400,000
Local Governments	47,206,389
Horsemen's Purse Supplemental Fund	3,420,394
Louisiana State Police Budget	5,053,645
Attorney General Budget	1,401,864
Management and Finance Budget	1,944,851
Compulsive and Problem Gaming Fund	<u>500,000</u>
TOTAL EXPENDITURES	\$ 64,927,143
Amount Transferred to General Fund Per Act 67/XO KBB 2005-82	2,150,000
Fees Less Expenditures	149,419,231
Amount Transferred to Current Year Per Act 16 of 2005 Regular Session	0
TRANSFERRED TO GENERAL FUND	\$ 149,419,231

Figures are rounded to the nearest whole dollar amount.



LOUISIANA GAMING CONTROL BOARD
REPORT TO THE LOUISIANA STATE LEGISLATURE
2007-2008

	<u>1991-93</u>	<u>1993/94</u>	<u>1994/95</u>	<u>1995/96</u>	<u>1996/97</u>	<u>1997/98</u>	<u>1998/99</u>	<u>1999/00</u>
No. of Devices	10,074	13,490	15,414	15,719	14,851	14,996	15,638	12,937
RECEIPTS:								
Franchise Fees	\$ 42,669,000	\$ 92,910,000	\$ 141,489,000	\$ 163,856,000	\$ 173,327,000	\$ 183,579,000	\$ 188,714,000	\$ 135,242,000
Statutory Fairgrounds Exemption				\$ (-2,500,000)	\$ (-2,500,000)	\$ (-566,000)		
Other Fees, Interest and Penalties	\$ 13,100,000	\$ 14,875,000	\$ 10,770,000	\$ 11,165,000	\$ 10,262,000	\$ 10,585,000	\$ 10,370,000	\$ 9,717,000
Total Fees Collected	\$ 55,769,000	\$ 107,785,000	\$ 152,259,000	\$ 172,521,000	\$ 181,089,000	\$ 193,598,000	\$ 199,084,000	\$ 144,959,000
EXPENDITURES:								
District Attorneys & Asst. Dist. Attys.	\$ 4,744,000	\$ 4,845,000	\$ 5,400,000	\$ 5,348,000	\$ 5,400,000	\$ 5,205,000	\$ 5,400,000	\$ 5,400,000
Local Government	\$ 9,084,000	\$ 20,142,000	\$ 32,029,000	\$ 37,636,000	\$ 37,525,000	\$ 40,848,000	\$ 43,424,000	\$ 30,107,000
Horsemen's Purse Supplement Fund	0	0	\$ 2,541,000	\$ 2,880,000	\$ 3,037,000	\$ 3,250,000	\$ 3,360,000	\$ 2,417,000
Budget - LSP/AG/OMV	\$ 5,468,000	\$ 2,816,000	\$ 4,516,000	\$ 4,515,000	\$ 4,347,000	\$ 4,400,000	\$ 4,400,000	\$ 4,400,000
Compulsive and Problem Gaming Fund	0	0	0	\$ 150,000	\$ 150,000	\$ 150,000	\$ 500,000	\$ 500,000
Total Expenditures	\$ 19,296,000	\$ 27,803,000	\$ 44,486,000	\$ 50,529,000	\$ 50,459,000	\$ 53,853,000	\$ 57,084,000	\$ 42,824,000
Seed Adv/Carry	0	0	-137,000	137,000	0	0	0	0
Amount Transferred to Gen Fund (Act 67/XO KBB 2005-82)								
Amount Transferred to Current Year (Act 16)	0	0	0	0	0	0	0	0
Transferred to General Fund	\$ 36,473,000	\$ 79,982,000	\$ 107,636,000	\$ 122,129,000	\$ 130,630,000	\$ 139,745,000	\$ 142,000,000	\$ 102,135,000

Figures are rounded to the nearest whole dollar amount.

Source: Louisiana State Police, Video Gaming Division and Department of the Treasury

	<u>2000/01</u>	<u>2001/02</u>	<u>2002/03</u>	<u>2003/04</u>	<u>2004/05</u>	<u>2005/06</u>	<u>2006/07</u>	<u>TOTAL</u>
No. of Devices	13,424	13,720	14,551	14,296	14,297	13,571	14,014	
RECEIPTS:								
Franchise Fees	\$144,764,070	\$ 155,942,916	\$ 162,156,607	\$ 165,991,242	\$ 172,156,682	\$ 203,062,421	\$ 203,869,961	\$2,329,729,899
Statutory Fairgrounds Exemption								\$ 5,566,000
Other Fees, Interest and Penalties	\$ 10,099,001	\$ 8,658,592	\$ 12,799,529	\$ 11,118,335	\$ 11,613,093	\$ 11,022,428	\$ 10,476,413	\$ 166,631,391
Total Fees Collected	\$ 154,863,071	\$ 164,601,508	\$ 174,956,136	\$ 177,109,577	\$ 183,769,775	\$ 214,084,849	\$ 214,346,374	\$2,490,795,290
EXPENDITURES:								
District Attorneys & Asst. Dist. Attys.	\$ 5,400,000	\$ 5,400,000	\$ 5,400,000	\$ 5,400,000	\$ 5,400,000	\$ 5,400,000	\$ 5,400,000	\$ 79,542,000
Local Government	\$ 32,552,000	\$ 34,945,308	\$ 37,511,792	\$ 38,045,716	\$ 39,687,762	\$ 44,994,326	\$ 47,206,389	\$ 525,738,293
Horsemen's Purse Supplement Fund	2,554,664	2,719,186	\$ 2,809,653	\$ 2,830,005	\$ 2,919,077	\$ 3,407,143	\$ 3,420,394	\$ 38,145,122
Budget - LSP/AG/OMV	\$ 4,400,000	\$ 4,400,000	\$ 4,400,000	\$ 4,400,000	\$ 7,973,014	\$ 9,017,787	\$ 8,400,360	\$ 77,853,161
Compulsive and Problem Gaming Fund	500,000	500,000	500,000	\$ 500,000	\$ 500,000	\$ 500,000	\$ 500,000	\$ 4,950,000
Total Expenditures	\$ 45,406,664	\$ 47,964,494	\$ 50,621,445	\$ 51,175,721	\$ 56,479,853	\$ 63,319,256	\$ 64,927,143	\$ 726,228,576
Seed Adv/Carry	0	0	0	0	0	0	0	0
Amount Transferred to Gen Fund (Act 67/XO KBB 2005-82)						2,150,000		2,150,000
Amount Transferred to Current Year (Act 16)	0	0	0	0	2,862,500	2,862,500	0	0
Transferred to General Fund	\$ 109,456,407	\$ 116,637,014	\$ 124,334,691	\$ 125,933,855	\$ 124,427,422	\$ 151,478,093	\$149,419,231	\$1,762,416,713



OTHER STATES

MONTANA

Montana Department of Justice
 Gambling Control Division
 2550 Prospect Avenue
 P. O. Box 201424
 Helena, Montana 59620
 Phone: (406) 444-1971
 Fax: (406) 444-9157

Montana has had video poker since 1985. In 1987 the legislature imposed a 15% tax on video gambling machines.

FY 2007 Montana Video Lottery Revenue	
Total Annual Gross Income	\$ 405,000,000
Video Gambling Tax Collected	\$ 60,750,000
Approximate Average Annual Gross Income Per Machine	\$ 20,566
Total Establishments at end of FY 2006	1,665
Average Number of Machines Reporting	22,200

OREGON

Oregon State Lottery Commission
 500 Airport Road SE
 Salem, Oregon 97301
 Phone: (503) 540-1000
 Fax: (503) 541-1068

Oregon began operating Video Lottery terminals in 1992 and now offers both line games and poker games. Oregon law permits qualifying retailers to have up to six Video Lottery terminals. Racetracks are allowed to have no more than ten machines. According to figures from the Oregon Lottery®, during fiscal year 2007, the VLTs had an approximate return of 92.94%. At the end of calendar year 2007, 2173 retailers (with on-premise liquor licenses) operated a total of 11,749 VLTs.

FY 2007 Oregon Video Lottery Revenue	
Sales	\$ 12,093,413,486
Other Distributable Income	12,557,063
Total Distributable Revenue	\$ 12,105,970,549
Distribution of Revenue	
Revenue Returned to the Public	
Prizes	\$ 11,239,244,957
Transfers Paid/Due to Economic Development Department	579,709,407
Total Revenue Returned to the Public	\$ 11,819,672,154
Administrative Expenses	271,804,319
Retained for Contingency Reserve	14,494,076
Total Revenue Distribution	\$ 12,105,970,549



WEST VIRGINIA

West Virginia Lottery Commission
312 MacCorkle Avenue S.E.
Post Office Box 2067
Charleston, West Virginia 25327
(304) 558-0500

West Virginia enacted a video poker law for bars and fraternal organizations in 2001. Presently 8,095 devices are in operation in 1,641 locations, limited to 5 devices per bar, or 10 devices per fraternal organization.

West Virginia Amusement & Limited Video Lottery Facts:

- Since 2002, 47,472 high school graduates have been awarded PROMISE scholarships from LVL revenue. Of that figure, 46,744 students have accepted the awards to attend West Virginia universities and colleges at a cost of nearly \$160 million.
- In fiscal year 06/07, Racetrack Video Lottery revenue totaled \$972.6 million; Limited Video Lottery revenue totaled \$397 million.
- Annual revenue from Limited Video Lottery funds \$1 million (maximum) toward a compulsive gamblers' program in West Virginia; Racetrack Video Lottery contributes another \$500,000 (maximum). West Virginia's new Table Games Act at racetrack locations provides for up to \$500,000 from the Lottery's administrative cost to be used for the program, but it will not be available until the tracks start realizing revenue from the gaming activity.
- Since its inception in 2002, Limited Video Lottery has generated nearly \$6.3 million in revenue for the State; Racetrack Video Lottery has generated more than \$2.5 billion since 1994, for a combined total of more than \$3 billion. The figures do not include the Lottery admin fee. The LVL amount only reflects the Excess Lottery Fund; the RVL amount includes the Lottery Fund, Excess Lottery Fund, Racing Commission, Workers' Comp, and the miscellaneous 3% and 1% funds.

Landbased





LANDBASED CASINO GAMING

LOUISIANA

Admissions through June 30, 2005 were 6,823,109. Revenue data is as follows:

FY 2005-2006

	Gross Gaming Revenue	State Tax Remittance
July	\$ 29,463,600	\$ 5,095,890
August	24,745,608	5,095,890
September	0	4,931,507
October	0	5,095,890
November	0	4,931,507
December	0	5,095,890
January	0	5,095,890
February	13,811,473	4,602,740
March	33,894,182	5,095,890
April	31,511,123	4,931,507
May	35,732,045	5,095,890
June	29,188,359	4,931,507
TOTAL	\$ 198,346,389	\$ 59,999,998

Admissions through June 30, 2006 were 2,749,660. Revenue data is as follows:

FY 2006-2007

	Gross Gaming Revenue	State Tax Remittance
July	\$ 31,597,717	\$ 5,095,890
August	32,728,890	5,095,890
September	33,020,658	4,931,507
October	30,684,006	5,095,890
November	32,626,972	4,931,507
December	33,633,129	5,095,890
January	31,971,229	5,095,890
February	30,230,154	4,602,740
March	37,350,864	29,005,046 ¹
April	32,344,742	4,918,033
May	39,577,812	5,081,967
June	33,104,579	4,918,033
TOTAL	\$ 398,870,750	\$ 83,868,283

¹ Harrah's New Orleans payments include a "true-up" payment of \$23,909,156. Pursuant to the Casino Operating Contract, the Casino Operator, JCC is required to pay the greater of the Minimum Payment (\$60 million) or 21.5% of Gross Gaming Revenues for each fiscal year. For the fiscal year April 1, 2005 through March 31, 2006, the Gross Gaming Revenues were \$390,275,143, and 21.5% of this amount is \$83,909,156.



OTHER STATES

COLORADO

**Division of Gaming
 Lakewood**

Director: Ron Kammerzell

1881 Pierce Street, Suite 112
 Lakewood, Colorado 80214-1496
 Phone: (303) 205-1355
 Fax: (303) 205-1342

Central City/Black Hawk:
 142 Lawrence Street/P. O. Box 721
 Central City, Colorado 80427
 Phone: (303) 582-0529
 Fax: (303) 582-0535

Cripple Creek
 433 E. Carr Avenue/P. O. Box 1209
 Cripple Creek, Colorado 80813
 Phone: (719) 689-3362
 Fax: (719) 689-3366

Colorado voters approved limited gaming in the three towns of Central City, Black Hawk and Cripple Creek in November 1990. Gaming establishments must be licensed by the state and are only allowed in specific areas of the three communities. The only games allowed are slot machines, poker and blackjack. The Constitutional amendment allowing limited gaming limits single wagers to no more than \$5, and only those persons 21 years of age or older are allowed to participate. Only 35 percent of the total square footage of a building may be devoted to gaming, with no more than 50 percent on a single floor. In addition, there can be no more than two non-contiguous licensed gaming areas on a single floor.

FY 2006-2007 TAX YEAR BASIS	
Total Devices	16,999
Total AGP	\$ 798,969,770
Gaming Taxes	\$ 112,004,927
No. of Accounts	45

Colorado gaming revenue distribution:

- 28% to the Colorado Historical Society for distribution as historical preservation grants; 20% (of the 28%) is distributed by the State Historical Society to the governing bodies of Cripple Creek, Central City and Black Hawk in proportion to the revenues generated in the respective cities; 80% (of the 28%) is used for historic preservation and restoration throughout the state.
- 12% to Gilpin and Teller County governments, in proportion to the gaming revenues generated in the respective counties; and
- 10% to the City governments of Black Hawk, Central City, and Cripple Creek, in proportion to the gaming revenues generated in the respective cities;
- 50.0% to the state General Fund, of which the following are designated:
 - 13% to the Local Government Limited Gaming Impact Fund,
 - \$19 million to the Colorado Travel & Tourism Promotion Fund (adjusted annually by rate of inflation), and
 - \$3 million to the New Jobs Incentives Cash Fund (adjusted annually by rate of inflation), and
 - \$1.5 million to the State Council on the Arts Cash Fund (adjusted annually by rate of inflation), and
 - \$500,000 to the Film Incentives Cash Fund (adjusted annually by rate of inflation), and
 - an annually determined amount to the Colorado Dept. of Transportation



MICHIGAN

1500 Abbott Road, Suite 400
East Lansing, MI 48823
Phone: (517) 241-0040

Executive Director: Dan Gustafson

Michigan has three (3) licensed casinos in the City of Detroit.

State of Michigan wagering tax rate

The tax rate paid to the State Gaming Casino Fund is 12.1%.

Calendar Year 2007 Revenue Data	
Total Adjusted Gross Receipts	\$ 1,221,371,437
Total State Wagering Tax (12.1%)	\$ 147,785,943

- Public Act 306 of 2004, effective September 1, 2004 amended PA 69, the Michigan Gaming Control and Revenue Act and increased the wagering taxes paid by the three Detroit casinos from 18% to 24%. The combined wagering tax rate paid to the State of Michigan by the Detroit casinos went from 8.1% to 12.1%. The additional 6% is divided between the State of Michigan and the City of Detroit. The City of Detroit's portion went from 9.9% to 11.9. Two thirds of the tax increase (4%) is paid to the State and one third (2%) to the City of Detroit. The Act provides that a State Wagering Tax be paid by the Detroit casino licensees to the State School Aid Fund to provide additional funding for K-12 public classroom education.



NEVADA GAMING CONTROL BOARD

1919 E. College Parkway
 Carson City, Nevada 89706
 Phone: (775) 684-7750

Senior Research Analyst: Frank Streshley

At the end of FY 06-07 there were over two hundred thousand (202,362) slot machines in Nevada, over six thousand one hundred (6,133) table games and approximately one thousand (1,102) poker tables.

Revenue data for FY 06-07

Gaming Win (Statewide)	\$ 12,739,130,575
Slots	\$ 8,344,607,692
Table games	\$ 4,394,522,883
State Gaming Taxes	\$ 1,036,688,550

Distribution of Funds

General Fund	\$ 982,293,266
Dedicated Funds (schools, counties)	\$ 54,395,284

**STATE GAMING LICENSE FEE AND TAX RATE SCHEDULE
 FOR NON RESTRICTED AND RESTRICTED LICENSEES**

I. Nonrestricted Gaming License: Issued for the operation of games and/or tables only; or, for the operation of 16 or more slot machines only; or, for the operation of games and/or tables in conjunction with slot machines.

A. Slot Machines:

1. Annual Tax (NRS 463.385)

Rates are \$250.00 per machine, payable in advance; computed on a prorated basis.

2. Quarterly License Fee (NRS 463.375)

Rates are \$20.00 per machine, payable in advance; no proration.

B. Games:

1. Annual License Fee (NRS 463.380)

Payable in advance; no proration, except that monthly proration will apply if the operation is new or the operation has been temporarily closed with the approval of the State Gaming Control Board.

Number of Games	Fee Due
1 game	\$100.00 total
2 games	\$200.00 total
3 games	\$400.00 total
4 games	\$750.00 total
5 games	\$1,750.00 total
6-7 games	\$3,000.00 total
8-10 games	\$6,000.00 total
11-13 games	\$650.00 for each game
14-16 games	\$1,000.00 for each game
17 or more games	\$16,000.00 plus \$200.00 for each game over 16



2. **Quarterly License Fee (NRS 463.383):** Payable in advance; no proration.

For nonrestricted licensees operating 10 or less games	
Number of Games	Fee due
1 game	\$12.50 total
2 games	\$25.00 total
3 games	\$50.00 total
4 games	\$93.75 total
5 games	\$218.75 total
6-7 games	\$375.00 total
8-10 games	\$750.00 total

For nonrestricted licensees operating more than 10 games	
Number of Games	Fee due
1-16 games	\$125.00 each game
17-26 games	\$2,000.00 plus \$1,200.00 for each game 17-26
27-35 games	\$14,000.00 plus \$700.00 for each game 27-35
36 or more games	\$20,300.00 plus \$25.00 for each game over 35

B. **Monthly Percentage Fee (NRS 463.370)**

Based on gross gaming revenue - payable on or before the 24th day of each month covering the preceding calendar month at the following rates:

- 3.5% of the first \$50,000 during the month, plus
- 4.5% of the next \$84,000 plus
- 6.75% of revenue exceeding \$134,000.

D. **Live Entertainment Tax (NRS 368A)**

Restricted licensees are subject to a Live Entertainment Tax if all of the following three criteria are met:

1. Live entertainment is offered on your premises.
2. An admission charge or drink minimum is collected.
3. The facility in which the live entertainment is provided has a maximum seating/occupancy capacity of at least 200 as determined by the state fire marshal or other official.

The tax is paid quarterly and is payable on or before the 10th day of the month following the end of the preceding calendar quarter.

Non-Restricted licensees who license more than 50 slot machines, more than 5 games or any combination thereof and offer live entertainment in a facility with a maximum occupancy/seating of less than 7500 are subject to a Live Entertainment Tax. For non-restricted locations who license less than 51 slot machines, less than 6 games or any combination thereof, the tax applies only if entertainment is provided in a facility with a maximum occupancy/seating of at least 200 and an admission charge is collected.

The tax rate is 10% of all amounts paid for food, refreshment, merchandise, and admission or similar charges while in live entertainment status. Live entertainment status commences either at the time entertainment starts or at the time when any charge such as admission, entertainment fee, minimum, cover, or similar charge is



paid, whichever is earlier. Non-Restricted licensees who offer live entertainment in an area with a maximum occupancy/seating of at least 7,500 are subject to a 5% tax on admission sales only.

Non-Restricted licensees who offer live entertainment in an area with a maximum occupancy/seating of at least 7,500 are subject to a 5% tax on admission sales.

The tax for non-restricted licensees is payable on or before the 24th day of each month covering the preceding calendar month.

II. "Restricted" Gaming License: Issued for the operation of not more than 15 slot machines and no other games.

A. Slot Machines:

1. **Annual Tax (NRS 463.385)**
 \$250.00 per machine payable in advance; computed on a prorated basis
2. **Quarterly License Fee (NRS 463.373)**
 Maximum \$1815, payable in advance; no proration.

NEW JERSEY

New Jersey Casino Control Commission **Director of Communications:** Daniel Heneghan
 Tennessee Avenue and Boardwalk
 Atlantic City, New Jersey 08401
 Phone: (609) 441-3422

Eleven landbased (11) casinos were in operation in New Jersey at the end of Calendar Year 2007. Casino revenues fell 5.7 percent in 2007, as a result of new competition from slot machines at race tracks in Pennsylvania and New York as well as a partial ban on smoking in Atlantic City's casinos, according to commission chair Linda M. Kassekert of the Casino Control Commission.

Calendar Year 2007	
Gross Revenue	\$ 4,920,786,970
State Taxes (8%)	\$ 393,706,962
Reinvestment obligations *	\$ 61,516,713

*Casinos are required to reinvest 1.25% of gross revenues in projects approved by the Casino Reinvestment Development Authority.

Use of Funds

New Jersey law requires that the state tax, 8% of casino adjusted gross revenue, shall be used for programs aiding senior citizens and the disabled, specifically including a pharmaceutical drug assistance program, an annual cash credit toward utility costs, a transportation assistance program and others.



PENNSYLVANIA

Pennsylvania Gaming Control Board
 P.O.Box 69060
 Harrisburg, Pennsylvania 17106-9060
 Phone: (717) 346-8300
 Website: www.pgcb.state.pa.us
 Email: PGCB@state.pa.us

Chairman: Mary DiGiacomo Collins
 Executive Director: Anne LaCour Neeb

The Pennsylvania Gaming Control Board (PGCB) is charged with ensuring the integrity of the casino gaming industry and has jurisdiction over virtually all aspects of gaming in the Commonwealth. In addition, each slot machine in the Commonwealth is linked to a central control computer system that is under the control of the Pennsylvania Department of Revenue and is accessible to the PGCB. This system provides continuous monitoring of all slot machines and allows the Department of Revenue to calculate the appropriate tax assessments. In addition, the Pennsylvania State Police and the Pennsylvania Attorney General have a number of law enforcement responsibilities related to gaming. The administrative costs of each agency are borne directly by the licensed operators.

Each full gaming license authorizes a licensee to initially operate up to 3,000 slot machines and, upon approval, to operate up to 5,000 slot machines six months after venue opening. Each limited resort license authorizes the operation of up to 500 slot machines. The one-time fee associated with each Category 2 License (for stand-alone land based casinos) is \$50 million, and the fee for each Category 3 License (for resorts) is \$5 million. These licensing fees are deposited in the State Gaming Fund.

FY 2007 Gross Revenue and Distribution	
2006	\$31,567,926
2007	\$618,276,345
State	34%
Local government	4%
Economic development	5%

FY 2007	
Total locations in operation	14
Average number of machines reporting	10,082



SOUTH DAKOTA

Commission on Gaming
 221 West Capitol Avenue
 Suite 101
 Pierre, South Dakota 57501
 Phone: (605) 773-6050
 Fax: (605) 773-6053

Executive Secretary: Larry Eliason
Director of Operations/Enforcement: Craig Sparrow

Deadwood Office:
 696 Main Street, 2nd Floor
 Phone: (605) 578-3074
 Fax: (605) 578-2263

DEADWOOD, SOUTH DAKOTA¹		
LANDBASED CASINO GAMING REVENUE		
GAMING ACTION	FY 06	FY 07
Total Gaming Action	\$ 933,759,717	\$ 1,043,967,219
Won By Betters	848,396,651	949,590,617
Total Gross Revenue	85,363,066	94,376,602
LESS: City Slot Revenue	1,619,723	1,365,756
Adjusted Gross Revenue	\$ 83,743,843	\$ 93,010,845
Number of Licensed Devices	3,131	3,592
Support and Key Licensees	1,543	1,547
Number of Retail Locations	114	139

The tax rate is defined by SDCL 42-7B-28 and is 8% of the adjusted gross revenue. SDCL 42-7B-48 and 42-7B-48.1 establish the distribution structure of these taxes.

- 40% is transferred to the Department of Tourism
- 10% is paid to Lawrence County
- 50% remains in the Commission Fund

Each table game and slot machine, is assessed an annual device fee of \$2,000 payable before July 1, of each year. These device fees, all licensing fees, and all other miscellaneous revenue received are deposited with the state treasury in the Commission Fund.

The administrative costs of the Commission on Gaming are paid from the Commission Fund, which amounted to approximately 8.4% of total revenue collected in FY 06. In addition, \$100,000 is distributed to the State Historical Preservation Loan and Grant Fund. All other revenues remaining in the Commission Fund are then paid to the City of Deadwood until such time as the net municipal proceeds paid to the City of Deadwood equal \$6,800,000 for each calendar year.


In FY 06, the net municipal proceeds paid to the City of Deadwood reached \$6,800,000 and according to 42-7B-48.1, the distribution of funds in excess of this amount changed.

- 70% of excess transferred to the State's general fund
- 10% was distributed to other municipalities in Lawrence County (pro rata according to population)
- 10% distributed to school districts in Lawrence County (pro rata based upon previous year's average daily membership)
- 10% to City of Deadwood

The amount which is distributed to the school districts is offset by a dollar for dollar reduction in state aid which the district receives. This distribution resulted in \$1,544,676 being deposited in the State's general fund, \$220,668 being distributed to the other municipalities and \$220,668 to the school districts.

¹ In South Dakota, casino gaming is conducted only in the City of Deadwood.

Racetracks





LIVE RACING FACILITY
PARI-MUTUEL SLOT MACHINE GAMING

LOUISIANA

By Act 721 of the 1997 Regular Session, the Legislature authorized slot machine gaming at live horse racing facilities in St. Landry, Bossier and Calcasieu Parishes. Voters approved slot machine gaming in those parishes and taxing districts have been authorized and established.

By Act 352 of the 2003 Regular Session, the Legislature authorized limited slot machine gaming at the eligible facility in Orleans Parish. By Act 591 of the 2006 Regular Session, the Legislature authorized a maximum of seven hundred slot machines at the eligible facility in Orleans Parish.

Slot machine gaming at Delta Downs in Calcasieu Parish commenced on February 13, 2002. Harrah's Racetrack & Casino in Bossier Parish commenced operation on May 21, 2003. Evangeline Downs in St. Landry Parish opened for slot machine gaming on December 19, 2003. Slot machine gaming at the Fair Grounds commenced operation in a temporary facility on September 19th, 2007 with plans to open the permanent facility in the Fall of 2008.

Delta Downs Racetrack & Casino

Revenue for FY 06-07	TOTAL
Delta Downs' AGR	\$ 161,551,108
Minus Purse Supplements (15%)	\$ 24,232,666
Minus Executive Committee Breeders Assn. (3%)	\$ 4,846,536
Taxable Net Slot Machine Proceeds	\$ 132,471,908
State Tax (18.5%)	\$ 24,507,303



Harrah's Racetrack & Casino

Revenue for FY 06-07	TOTAL
Harrah's Louisiana Downs' AGR	\$ 99,208,387
Minus Purse Supplements (15%)	\$ 14,881,258
Minus Executive Committee Breeders Assn. (3%)	\$ 2,976,253
Taxable Net Slot Machine Proceeds	\$ 81,350,876
State Tax (18.5%)	\$ 15,049,912

Evangeline Downs

Revenue for FY 06-07	TOTAL
Evangeline Downs' AGR	\$ 105,131,147
Minus Purse Supplements (15%)	\$ 15,769,671
Minus Executive Committee Breeders Assn. (3%)	\$ 3,153,937
Taxable Net Slot Machine Proceeds	\$ 86,207,540
State Tax (18.5%)	\$ 15,948,395

Total State Tax.....\$ 55,505,610



OTHER STATES

ARKANSAS

Arkansas Racing Commission
1515 West Seventh Street
Suite 505
Little Rock, Arkansas 72201
Phone: (501) 682-1467

Manager: Ron Oliver

Approval

Electronic games of skill were authorized in March 2005, approved by local referendum in November 2005, and regulated by the Arkansas Racing Commission. The first machines began operating at Southland Park in West Memphis and Oaklawn Park in Hot Springs in November 2006. Both tracks offer Instant Racing, which is pari-mutuel wagering based on historic races; those games are not included in these figures.

Machine Details

Machines are at racetracks only.
Spinning reel or video electronic games of skill only; ticket or bills in, ticket out.
Total number of machines 1,080

Limits

No limits on bets or prizes; minimum prize payout is 83%.

Distribution of Gross Revenue

State tax	18.0%
City/town	1.5%
County	.5%
Purses	14.0%
Tracks	65.0%

<u>Gross Revenue</u>	<u># of machines</u>
2006 \$3,789,233	1,080
2007 \$17,870,681	1,080



DELAWARE

State Lottery Office
 McKee Business Park
 1575 McKee Road, Suite 102
 Dover, Delaware 19904-1903
 Phone: (302) 739-5291

Assistant Operations Manager: Ed Parseghian

In December 1995, Video Lottery operations began at Delaware Park and Dover Downs. Delaware Park and Dover Downs now have 3,147 and 2,717 Video Lottery machines respectfully. Harrington Raceway, which has been operating since August 1996, now has approximately 1,210 Video Lottery machines. Since its start, the Delaware Video Lottery has contributed more than \$1.95 billion to the General Fund. The following revenue data was reported for FY 2006 -2007.

Amount Played (Cash & Credits wagered)		\$ 8,034,087,200
Amount Won (Cash and Credits wagered returned as winnings)		\$ 7,401,865,800
Lottery Net Proceeds		\$ 632,221,400
Track Commissions	48%	\$ 300,627,100
Purse Increases	11%	\$ 69,849,800
Vendor Fees	6%	\$ 37,254,100
State Share (Before operating expenses of Lottery & State Police)	35%	\$ 224,490,400

Revenue from Delaware Video Lottery games is distributed:

- Approximately 48% is paid to the three tracks as commissions for operating the games.
- Approximately 36% is contributed to the State General Fund to help pay for state services.
- Approximately 11% goes toward increasing the size of the horse race purses.
- Approximately 5% goes toward leasing, servicing and upgrading the games, and for monitoring the games with the Lottery's central computer system.



FLORIDA

Department of Business & Professional Wagering
 Division of Pari-Mutuel Wagering
 1940 North Monroe Street
 Tallahassee, Florida 32393-1036
 Phone: (850) 488-9125

Director: David J. Roberts

A constitutional amendment authorizing Miami-Dade and Broward counties to hold referenda to determine if slot machines should be allowed in existing, licensed pari-mutuel facilities in those counties was approved by the voters at the November 2004 General Election. The amendment permits the Legislature to tax slot machine revenues and requires that those taxes supplement public education statewide. These referenda were held on March 8, 2005, and was approved for the four pari-mutuel facilities in Broward County but failed in Miami-Dade County. The amendment was codified at Article X, s. 23 of the Florida Constitution, and permitted Miami-Dade County to hold another vote two years after the first referenda. A subsequent vote was held in Miami-Dade County on January 29, 2008 approving slot machines for an additional three racing facilities.

The Legislature implemented Chapter 551, Florida Statutes to establish the regulatory framework for all entities involved in the operation of slot machine gaming with regulatory responsibility placed in the Division of Pari-mutuel Wagering in the Department of Business and Professional Regulation.

Florida had three facilities that conducted slot machine gaming, using Class III, (Vegas style) slot machines in FY 2006/2007:

The Isle Casino and Racing at Pompano Park (PPI, Inc.) is a harness racing wagering facility in Pompano Beach that operates with a 34 table cardroom and a casino utilizing 1500 (Class III) slot machines. The startup date for slot machine gaming was 4/14/2007. The Isle Casino at Pompano Park, generated \$22.6 million in net slot revenue in only 78 operating days, with \$193.00 being the average revenue per machine in FY 2006/2007.

Mardi Gras Racetrack and Gaming Center (Hartman and Tyner, Inc.) is a greyhound racing facility with a cardroom and a casino, which operates out of Hallandale Beach. This facility has a 70,000 square feet casino which housed 1100 Class III slot machines. Their startup date for slot machine gaming was 12/28/2006. In FY 2006/2007, this casino generated \$45.9 million in net slot revenue in 185 operating days. The average revenue per machine was \$216.00 and the average number of slot machines was 1150.

Gulfstream Park Racing Association, Inc., operates out of Hallandale Beach. This thoroughbred racing facility houses a cardroom and casino. Their startup date for slot machine gaming was 11/15/2006. Gulfstream generated \$30.7 million in net slot revenue for FY 2006/2007. The average number of machines at Gulfstream in FY 2006/2007 was 834. The average revenue per machine during their 228 operating days was \$160 per machine.

Net Slot Revenue:	\$ 99,311,714
Total State Share:	\$ 61,352,323
Total Number of Machines:	3,484

Chapter 551.106, Florida Statutes imposed the tax rate on slot machine revenues at each facility as 50%. The tax is paid to the Division of Pari-Mutuel Wagering for immediate deposit into the Educational Enhancement Trust Fund of the Department of Education.



IOWA

Iowa Racing and Gaming Commission
 717 East Court Avenue, Suite B
 Des Moines, Iowa 50309
 Phone: (515) 281-7352

Administrator: Jack Ketterer

In Iowa, slot machine gaming is conducted at one (1) horse track and two (2) dog tracks. The Iowa Racing and Gaming Commission determines the number and type of machines placed in operation. From the total revenue, the state retains 19%, while 1% is divided equally between the city and county. Revenue data is as follows for FY 2006 - 2007:

FY 2006-2007

Admissions	7,433,862
Casino Square Footage	193,650
Adjusted Gross Revenue	\$ 459,887,597
City Tax	2,299,438
County Tax	2,299,438
Gamblers Treatment	2,299,438
State Tax	98,399,229
Regulatory Fee	3,071,232
Daily License Fee	196,800

MAINE

Maine Gambling Control Board
 87 State House Station
 45 Commerce Drive, Suite #3
 Augusta, Maine 04333-0087
 Phone: (207) 626-3900
 Email: Gambling.Board@maine.gov

Executive Director: Robert P. Welch

The Maine Gambling Control Board was created as a result of the "Governor's Gambling Control Legislation," enacted by the Legislature and signed into law by Governor John E. Baldacci on May 6, 2004. The Board oversees operations at the Racino at Bangor Historic Racetrack in Bangor, Maine which opened in November 2005.

2007 State Revenue from Racino Operation - Bangor			
Gross Revenue	Net Revenue	1% Tax (Gross x .01)	39% Tax (Net-1%x.39)
\$ 609,733,721	\$ 43,251,969	\$ 6,097,337	\$ 14,490,306

39% of slots revenue, as mandated by the Legislature is distributed as follows:

- 3% Gambling Control Board administration
- 10% Harness Racing purses
- 3% Sire Stakes Fund
- 3% Agricultural Fair Support Fund
- 10% Healthy Maine
- 2% University of Maine System Scholarships
- 1% Maine Community College System Scholarships
- 4% Fund to encourage racing at Maine commercial harness racing tracks
- 2% For first 48 months and 1% thereafter – Fund to stabilize the state's off-track betting facilities
- 1% City of Bangor, host municipality



NEW MEXICO

New Mexico Gaming Control Board
 4900 Alameda Blvd. NE
 Albuquerque, New Mexico 87113
 Phone: (505) 841-9700

Executive Director: John Monforte

The New Mexico Gaming Control Board was established in 1997. In New Mexico slot machine gaming is conducted at five (5) horse tracks. From the total revenue, 25% goes to the state. The following revenue data was collected for FY 2006 - 2007:

Gaming Machine Net Win	\$ 256,397,061
Gaming Tax	\$ 65,648,862
Amount Paid Into Horse Racing Purses	\$ 48,859,090
Amount Designated for Problem Gambling	\$ 610,733
 Gaming Machines at end of FY 2006	 3,221

NEW YORK

New York State Lottery
 1 Broadway Center, Suite 600
 Schenectady, New York 12301-7500
 Phone: (518) 388-3400

Executive Director: Robert J. McLaughlin

The New York Lottery Division has authorized racetracks to install video lottery terminals (VLTs), with 10% of proceeds from these devices going to the Lottery to administer the games (to include the costs of terminal providers, central system, and Lottery personnel & administrative costs). Gaming facility operators receive a vendor fee as noted below, and the remainder of the proceeds goes to the Education Fund. The following information has been provided for FY06. The fiscal year in New York covers 4/1/2005 - 3/31/2006.

Current Number of Operating Racinos	8
Public/Private Arrangement	Publicly run video lottery terminals with commissions retained by operators
Active Licensed Facility Employees	Approximately 3,500
Net Machine Income (FY 2006)	\$ 522.7 million
Cash Transfers for State Education (FY 2006)	\$ 273.4 million
Revenue Retained by Operator	<ul style="list-style-type: none"> • 32% commission, plus 8% marketing allowance on the first \$50 million annual net machine income. • 29% commission, plus 8% marketing allowance on annual net machine income between \$50-\$100 million. • 29% commission, plus 5% marketing allowance on annual net machine income between \$100-\$150 million. • 26% commission, plus 5% marketing allowance on annual net machine income exceeding \$150 million.
How Taxes are Spent	Public Education
Legalization Date	2001
First Racino Opening Date	2004



PENNSYLVANIA

Pennsylvania Gaming Control Board
 P.O.Box 69060
 Harrisburg, Pennsylvania 17106-9060
 Phone: (717) 346-8300
 Website: www.pgcb.state.pa.us
 Email: PGCB@state.pa.us

Chairman: Mary DiGiacomo Collins
 Executive Director: Anne LaCour Neeb

The Pennsylvania Race Horse Development and Gaming Act (signed into law on July 5, 2007) created the Pennsylvania Gaming Control Board and authorized the Board to award 14 slot machine licenses at locations throughout the Commonwealth. Of the 14 available licenses, 7 (referred to as Category 1 Licenses) were initially allocated to racetracks, an additional 5 (referred to as Category 2 Licenses) were anticipated to be stand-alone land based casinos, and the remaining two (referred to as Category 3 Licenses) were limited licenses to be located at resort facilities.

The first Pennsylvania casino, a Category 1 (racetrack) facility, opened to the public on November 14, 2006. By the end of fiscal year 2006-07, a total of 5 Pennsylvania facilities were in operation.

Fiscal Year 2006-07 Revenues:

Wagers	\$5,055,282,636.88
Payouts	\$4,589,308,102.59
Gross Terminal Revenue ¹	\$ 454,579,635.83
State Tax (34%)	\$ 154,557,136.66
Local Share Assessment (4%) ²	\$ 18,183,192.55
Economic Development Fund (5%)	\$ 22,728,990.69
PA Race Horse Development Fund ³	\$ 54,549,577.65

¹ Gross terminal revenue is equal to wagers less payouts, adjustments and promotional credits.

² In general this assessment is split equally between the host county and the host municipality. In some cases the municipality is guaranteed 2%, or \$10 million, whichever is greater. In the event that the \$10 million minimum is applicable, it is paid in the form of a year-end catch-up payment. The local share assessment provided above does not include these catch-up payments.

³ This rate varies based on a statutorily imposed formula. The rate for all of 2006-07 was 12%.

The 34% gaming tax and various license and fee revenue are deposited into the State Gaming Fund. Under current law, an amount equal to \$1.5 million, or 0.1% of gross terminal revenue whichever is greater, is transferred annually from the Gaming Fund to the Compulsive and Problem Gambling Treatment Fund. Additional annual transfers from the Gaming Fund include \$5 million for Local Law Enforcement Grants, \$25 million to the General Fund for the Volunteer Fire Company Grant Program, \$2.40 per acre to local jurisdictions hosting specified forest reserves, and repayments to the Lottery Fund for property tax relief enacted under Act 1-2006 of the Special Session on Property Tax Relief. All remaining revenue in the State Gaming Fund is transferred to the Property Tax Relief Fund and used for general property tax relief.

Revenues deposited in the Economic Development Fund are used for projects throughout the state and are distributed based on a subsequently enacted capital budget. Revenues deposited in the PA Race Horse Development Fund are used to support various breeding programs, purses and health and pension benefits for horsemen.



RHODE ISLAND

Rhode Island Lottery Commission
1425 Pontiac Avenue
Cranston, Rhode Island 02920
Phone: (401) 463-6500

Executive Director: Mr. Gerald S. Aubin

In Rhode Island, slot machine or video lottery gaming is conducted at two pari-mutuel facilities, Twin River and Newport Grand. Twin River has 4,601 Video Lottery Terminals (VLTs) spread throughout three floors and Newport Grand has 1,070 Video Lottery Terminals (VLTs) located throughout two floors. With anticipated expansion at both facilities, Twin River will have 4,752 VLTs by December 31, 2007 and Newport Grand will have 2,101 VLTs by December 31, 2008. The following revenue data for the fiscal year ending June 30, 2007 was obtained from the Rhode Island Lottery's Comprehensive Annual Financial Report.

Total Sales	\$ 1,806,217,630
Commissions	189,395,675
Prize Awards Expense	1,292,188,767
Unclaimed Prize Recovery	3,979,177
Cost of Sales	1,479,059,694
Gross Profit	\$ 327,157,936
Video Commissions - Detail	
Facilities	\$ 114,946,669
Technology Providers	28,546,798
Central Communications Provider	10,419,833
City/Town	5,065,255



WEST VIRGINIA

West Virginia Lottery Commission
 312 MacCorkle Avenue S.E.
 Post Office Box 2067
 Charleston, West Virginia 25327
 (304) 558-0500

Deputy Dir. of Finance & Admin.: James Toney

Racetrack Video Lottery games were implemented in 1994 when the West Virginia Legislature passed the Racetrack Video Lottery Act, making video lottery terminals available to the four racetracks in the state subject to passage of local referendums. In September 1994, three racetracks began operating with 1,200 video lottery machines. A fourth racetrack began video gaming in September 1997. Effective June 1999, legislative action has allowed mechanical reel coin drop machines. As of June 30, 2006, the West Virginia Lottery Commission had an average of 11,385 terminals available for play at the four racetracks in the state. The number of racetrack video lottery terminals at the four racetracks decreased from 11,799 in fiscal year 2005 to 11,385 in fiscal year 2006, or 3.5 percent. Sales increased from \$894.5 million in fiscal year 2005 to 942.3 million in fiscal year 2006, or 5.3 percent. In 2001, West Virginia passed the Limited Video Lottery Act, legalizing slot machines at bars and fraternal organizations. Locations are limited to five or ten machines, depending on the type of location (bars are limited to five machines each, and recognized fraternal organizations are limited to ten machines each).


Revenue for FY 2006 – 2007 is as follows:

Credits played	\$ 10,259,125,000
Credits won	9,282,450,000
MWAP Contributions	<u>4,471,000</u>
Gross Terminal Revenue	\$ 972,592,000
Administrative Costs	\$ 17,524,000
Net Terminal Revenue	955,068,000
Commissions	522,745,000
Racetrack video lottery revenues available for distribution	\$ 432,323,000

FY 2006-2007 Racetrack video lottery revenues paid or accrued for State funds to conform with legislation:

State Lottery Fund	\$ 130,125,000
State Excess Lottery Revenue Fund	234,853,000
Capital Reinvestment Fund	20,997,000
Tourism Promotion Fund	12,151,000
Development Office Promotion Fund	3,314,000
Research Challenge Fund	4,419,000
Capitol Renovation & Improvement Fund	6,075,000
Parking Garage Fund	1,052,000
Cultural Facilities & Capitol Resources Fund	1,500,000
Capitol Dome & Capitol Improvements Fund	6,837,000
Workers Compensation Debt Reduction Fund	<u>11,000,000</u>
Total non-operating distributions	\$ 432,323,000

Indian Gaming





INDIAN GAMING

**CYPRESS BAYOU CASINO
 CHITIMACHA TRIBE OF LOUISIANA
 ST. MARY PARISH**

Fiscal Year Ending September 30, 2007

Total Casino Employees	1548
Native American Employees	32
Employee Wages Paid	\$23,249,072
Social Security and Medicare Taxes (employee portion)	\$2,247,767
Unemployment Compensation Insurance	\$75,510
Advertising	\$2,373,249
Expenditures for goods and services	\$49,962,767
a. Paid to Louisiana vendors	\$32,342,256
b. Paid to out of state vendors	\$17,620,511
Number of Louisiana based vendors	522
Parish Contribution	\$1,125,000
Other Donations Within the State	\$39,627
State and/or Parish Sales Taxes	\$652,578

**GRAND CASINO COUSHATTA
 COUSHATTA TRIBE OF LOUISIANA
 ALLEN PARISH**

Total Casino Employees	Not Provided
Native American Employees	Not Provided
Employee Wages Paid	Not Provided
Social Security and Medicare Taxes (employee portion)	Not Provided
Unemployment Compensation Insurance	Not Provided
Advertising	Not Provided
Expenditures for goods and services	Not Provided
a. Paid to Louisiana vendors	Not Provided
b. Paid to out of state vendors	Not Provided
Number of Louisiana based vendors	Not Provided
Parish Contribution	Not Provided
Other Donations Within the State	Not Provided
State and/or Parish Sales Taxes	Not Provided



**PARAGON AVOYELLES
TUNICA-BILOXI INDIAN TRIBE
AVOYELLES PARISH**

Total Casino Employees	Not Provided
Native American Employees	Not Provided
Employee Wages Paid	Not Provided
Social Security and Medicare Taxes (employee portion)	Not Provided
Unemployment Compensation Insurance	Not Provided
Advertising	Not Provided
Expenditures for goods and services	Not Provided
a. Paid to Louisiana vendors	Not Provided
b. Paid to out of state vendors	Not Provided
Number of Louisiana based vendors	Not Provided
Parish Contribution	Not Provided
Other Donations Within the State	Not Provided
State and/or Parish Sales Taxes	Not Provided



**TRIBAL PARISH CONTRIBUTIONS
AS REQUIRED BY THE TRIBAL/STATE COMPACT
FY 06 - 07**

Quarter	Coushatta Allen	Chitimacha St. Mary	Tunica-Biloxi Avoyelles	Total
1	\$ 0	\$ 0	\$ 383,026	\$ 383,026
2	0	0	282,985	282,985
3	0	0	429,434	429,434
4	0	0	292,791	292,791
Total	\$ 0*	\$ 0*	\$ 1,388,236	\$ 1,388,236

Note: These proceeds were collected by the Office of Finance and Support Services, Division of Administration and are subsequently remitted to the local parish governments. *Pursuant to the terms of existing compacts, funds are no longer deposited with the Division of Administration for redistribution.

**If You or Someone You
Know May Have a
Gambling Problem, Call**

Toll-Free: 1-877-770-STOP (7867)

THIS PUBLIC DOCUMENT WAS PUBLISHED AT A TOTAL COST OF \$1,375. FIVE HUNDRED COPIES OF THIS PUBLIC DOCUMENT WERE PUBLISHED IN THIS FIRST PRINTING AT A COST OF \$1,375. THE TOTAL COST OF ALL PRINTING OF THIS DOCUMENT INCLUDING REPRINT IS \$1,375. THIS DOCUMENT WAS PUBLISHED BY MORAN PRINTING, 5425 FLORIDA BLVD., BATON ROUGE, LOUISIANA 70806 TO BE PRESENTED TO THE LOUISIANA LEGISLATURE UNDER SPECIAL EXCEPTION BY THE DIVISION OF ADMINISTRATION. THIS MATERIAL WAS PRINTED IN ACCORDANCE WITH THE STANDARDS FOR PRINTING BY STATE AGENCIES ESTABLISHED PURSUANT TO R.S. 43:31.